

APPLIED HUMAN PHYSIOLOGY WITH LAB

APK 2105C. -- Class #10191 -- Section 7A50 -- 4 CREDITS -- SUMMER C 2025

INSTRUCTOR INFORMATION:

NAME: Diba Mani, Ph.D. (she/her)

EMAIL: dmani@ufl.edu

METHOD OF CONTACT: Canvas Messaging for students enrolled during the term

OFFICE HOURS

Office hours are held virtually via Zoom. Students may request to meet privately with the course instructor to discuss course content, exams, grades, logistics, etc. Access information can be found in Canvas.

TEACHING ASSISTANT

Our course will have an Undergraduate Teaching Assistant (UGTA) who serves as a peer mentor. Details on how to contact the UGTA can be found in Canvas. Your examinations will be proctored by the UGTA first (along with Honorlock and its representatives), and then Dr. Mani.



COURSE INFORMATION:

MEETING TIME/LOCATION

All lectures and assignments are accessible through the Canvas course management system (<https://elearning.ufl.edu/>) the Canvas mobile app by Instructure. There are no in-person meetings for this course. This is a fully online course, so there are no in-person meetings. There are, however, plenty of opportunities to interact with Dr. Mani and other students virtually. Please feel welcome to reach out to Dr. Mani via Canvas messaging to schedule a “live”/synchronous meeting via Zoom. Do plan ahead so that there is ample opportunity to arrange for the meeting based on the availability of both parties.

Although lectures are pre-recorded so that you may watch them at your convenience, please refer to the “Course Schedule” below for the suggested weekly timeline when it comes to accessing lecture content and reading assigned textbook sections.

COURSE DESCRIPTION

This physiology course will introduce students to the functions of the human body at the cellular, tissue, organ, systemic, and organismal levels with heavy emphasis on mechanisms of action.

PREREQUISITE KNOWLEDGE AND SKILLS


Sophomore, Junior, or Senior status. Any previous experiences in the following areas may be helpful to students: medical terminology, anatomy, physics, chemistry, and/or biology. Students do *not* need to have taken any of these courses to be successful in this course.

Students enrolling in this course must have at least the following minimum technical skills to succeed:

- General computer literacy is expected in this course. Ensure that your internet browser and extension are up to date before taking any exams.
- Using the learning management system, Canvas
- Using e-mail with attachments
- Microsoft Office: Word, PowerPoint
- Using Zoom video conferencing
- Downloading and installing software such as Google Chrome with extension for HonorLock and Pearson Mastering A&P/Access Pearson

REQUIRED AND RECOMMENDED MATERIALS

For this course, students must access two resources: (1) the textbook, and (2) Mastering A&P/Access Pearson website (where lab modules will be completed). There are a couple options regarding how to gain access to these required course materials.



Textbook: Stanfield, Cindy L. *Principles of Human Physiology*. 6th edition. Mobile, AL: Pearson, 2017.

Mastering A&P/Access Pearson online program access. Students may “opt-in” to acquire access via link in Canvas for a reduced price and pay for these materials through their UF student account, which gives access to an e-version of the textbook and access to Mastering A&P/Access Pearson. To do this, log into your Canvas account and navigate to the APK 2105C course homepage. On the left-hand side of the window, select “Access Pearson”, and then follow the prompts accordingly. Students who do not choose this option will be able to purchase an access code through the UF Bookstore. Both options provide access to the same online materials. There may also be a discounted, loose-leaf print version of the textbook available at the UF Bookstore for students who would like a physical text for the course. Copies of the textbook are available through the UF library system course reserves.

If you already have a copy of the textbook, you will still need to purchase the access code that provides you access to Mastering A&P/Access Pearson; there is not a way to purchase an access code without the e-textbook, these materials are bundled together.

Pearson, the publisher, will be hosting live virtual office hour sessions the first week of term to assist those students seeking help on acquiring these materials.

Content Attestation: Instructional materials for this course consist of only those materials specifically reviewed, selected, and assigned by the instructor(s). The instructor(s) is only responsible for these instructional materials.



COURSE FORMAT

This is a 3-month, fully online course with both lecture and lab components.

Lectures: Students will watch pre-recorded lecture videos. It is recommended that you read the textbook in advance of this and then take good notes during the lectures. You may pause and repeat the recordings as often as you'd like. Use the "chaptering" feature in Mediasite (where the lecture videos are stored) to hold your place when you pause.

Labs: PhysioEx lab modules will be completed through Mastering A&P/Access Pearson (accessed via Canvas). Students will participate in virtual simulations of physiological experiments, which facilitate data collection and analysis, and then answer a series of questions.

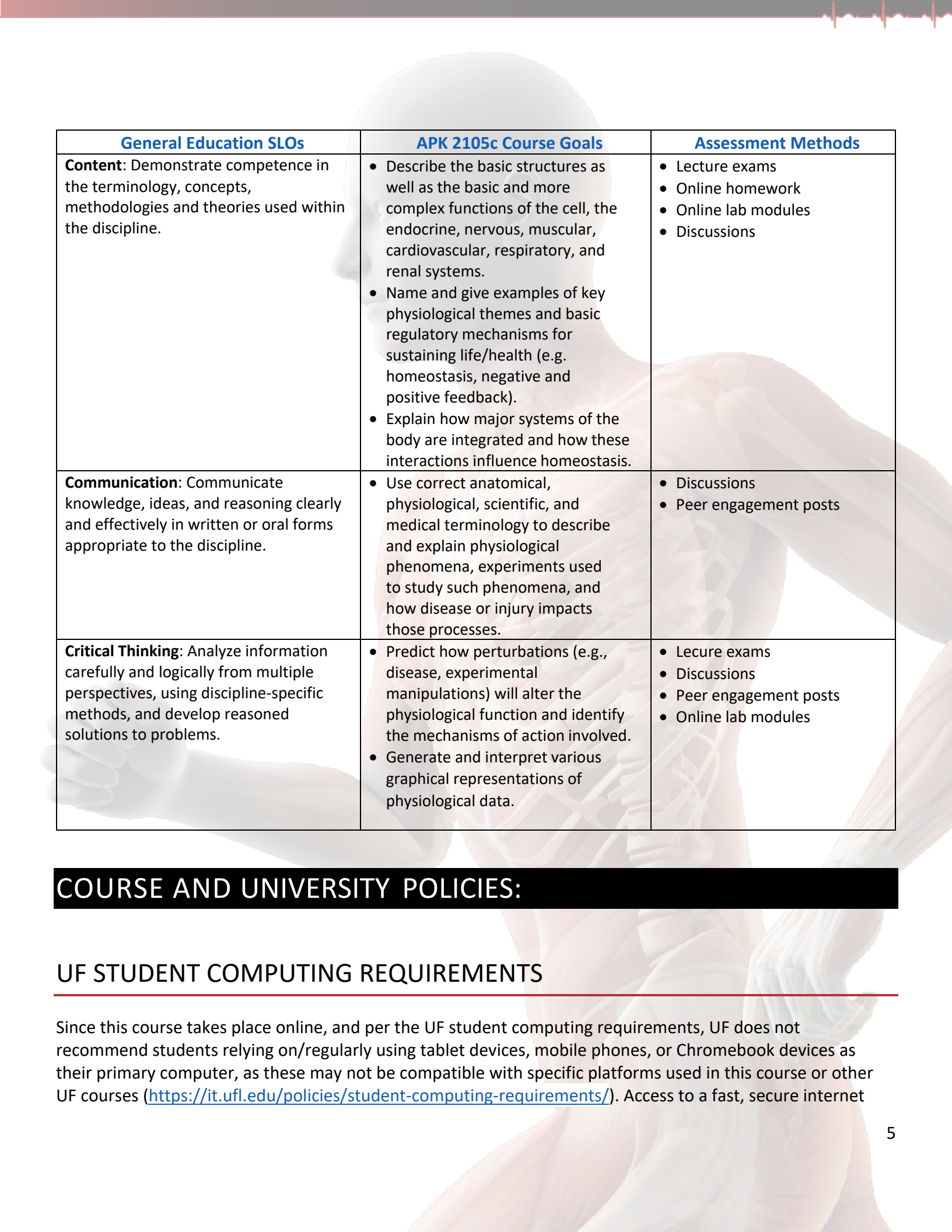
Exams: You will take a total of four exams, accessible via Canvas > Quizzes. These exams are proctored with a required lock-down browser called Honorlock. Students must have functioning webcam and microphone on a computer (either laptop or desktop), as well as a stable internet connection in a cleared, well-lit space, ideally at a desk or table. Students must complete all course-specific exam proctoring instructions to earn credit for their exams. Exams are *not* cumulative.

GENERAL EDUCATION SUBJECT AREA GOALS

Biological science courses provide instruction in the basic concepts, theories, and terms of the scientific method in the context of the life sciences. Courses focus on major scientific developments and their impacts on society, science and the environment, and the relevant processes that govern biological systems. Students will formulate empirically testable hypotheses derived from the study of living things, apply logical reasoning skills through scientific criticism and argument, and apply techniques of discovery and critical thinking to evaluate outcomes of experiments. *The course purpose explains how these objectives will be met.*

COURSE LEARNING OBJECTIVES

The following table describes the UF General Education student learning outcomes (SLOs) and the specific learning objectives for APK 2105c. By the end of this course, students should be able to:

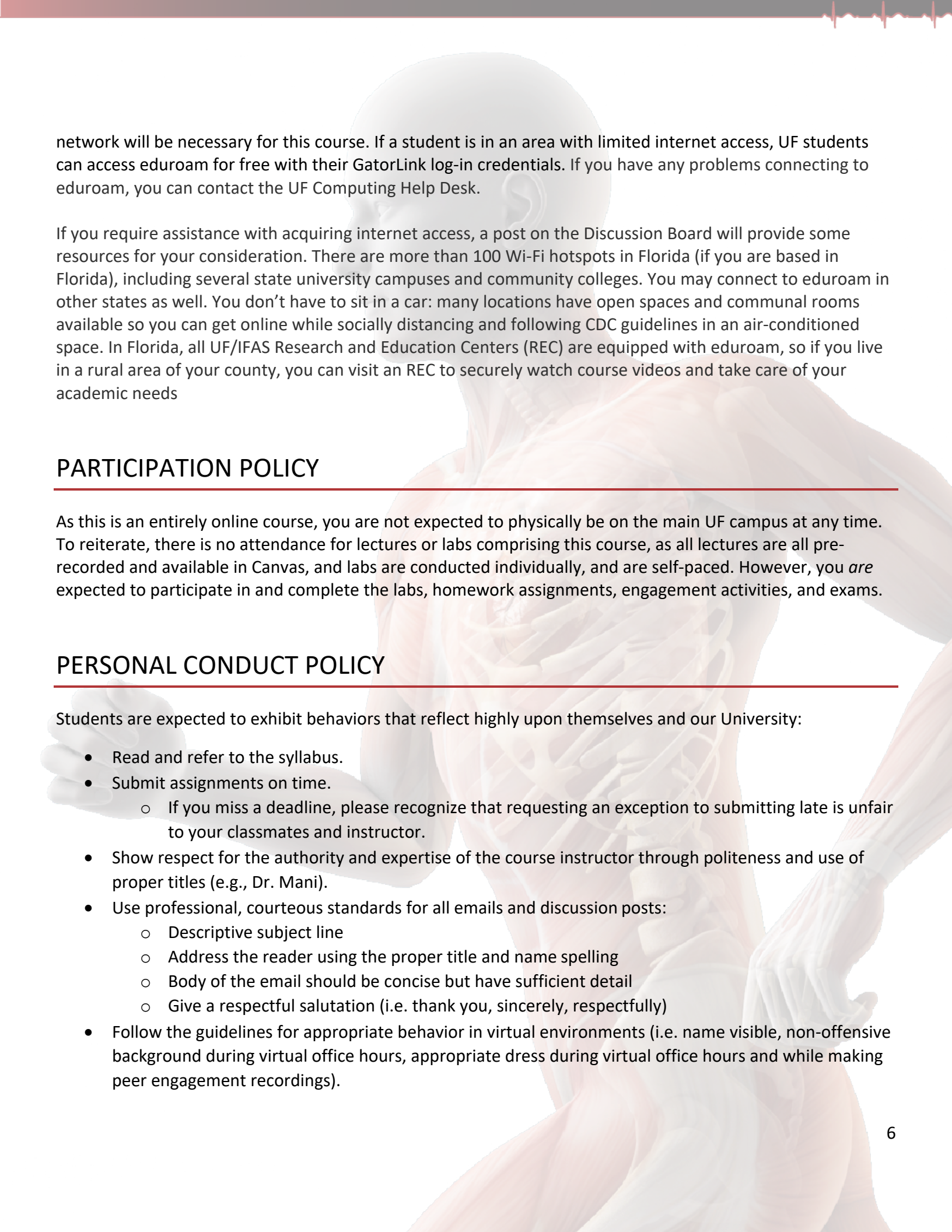


General Education SLOs	APK 2105c Course Goals	Assessment Methods
Content: Demonstrate competence in the terminology, concepts, methodologies and theories used within the discipline.	<ul style="list-style-type: none"> Describe the basic structures as well as the basic and more complex functions of the cell, the endocrine, nervous, muscular, cardiovascular, respiratory, and renal systems. Name and give examples of key physiological themes and basic regulatory mechanisms for sustaining life/health (e.g. homeostasis, negative and positive feedback). Explain how major systems of the body are integrated and how these interactions influence homeostasis. 	<ul style="list-style-type: none"> Lecture exams Online homework Online lab modules Discussions
Communication: Communicate knowledge, ideas, and reasoning clearly and effectively in written or oral forms appropriate to the discipline.	<ul style="list-style-type: none"> Use correct anatomical, physiological, scientific, and medical terminology to describe and explain physiological phenomena, experiments used to study such phenomena, and how disease or injury impacts those processes. 	<ul style="list-style-type: none"> Discussions Peer engagement posts
Critical Thinking: Analyze information carefully and logically from multiple perspectives, using discipline-specific methods, and develop reasoned solutions to problems.	<ul style="list-style-type: none"> Predict how perturbations (e.g., disease, experimental manipulations) will alter the physiological function and identify the mechanisms of action involved. Generate and interpret various graphical representations of physiological data. 	<ul style="list-style-type: none"> Lecture exams Discussions Peer engagement posts Online lab modules

COURSE AND UNIVERSITY POLICIES:

UF STUDENT COMPUTING REQUIREMENTS

Since this course takes place online, and per the UF student computing requirements, UF does not recommend students relying on/regularly using tablet devices, mobile phones, or Chromebook devices as their primary computer, as these may not be compatible with specific platforms used in this course or other UF courses (<https://it.ufl.edu/policies/student-computing-requirements/>). Access to a fast, secure internet



network will be necessary for this course. If a student is in an area with limited internet access, UF students can access eduroam for free with their GatorLink log-in credentials. If you have any problems connecting to eduroam, you can contact the UF Computing Help Desk.

If you require assistance with acquiring internet access, a post on the Discussion Board will provide some resources for your consideration. There are more than 100 Wi-Fi hotspots in Florida (if you are based in Florida), including several state university campuses and community colleges. You may connect to eduroam in other states as well. You don't have to sit in a car: many locations have open spaces and communal rooms available so you can get online while socially distancing and following CDC guidelines in an air-conditioned space. In Florida, all UF/IFAS Research and Education Centers (REC) are equipped with eduroam, so if you live in a rural area of your county, you can visit an REC to securely watch course videos and take care of your academic needs

PARTICIPATION POLICY

As this is an entirely online course, you are not expected to physically be on the main UF campus at any time. To reiterate, there is no attendance for lectures or labs comprising this course, as all lectures are all pre-recorded and available in Canvas, and labs are conducted individually, and are self-paced. However, you *are* expected to participate in and complete the labs, homework assignments, engagement activities, and exams.

PERSONAL CONDUCT POLICY

Students are expected to exhibit behaviors that reflect highly upon themselves and our University:

- Read and refer to the syllabus.
- Submit assignments on time.
 - If you miss a deadline, please recognize that requesting an exception to submitting late is unfair to your classmates and instructor.
- Show respect for the authority and expertise of the course instructor through politeness and use of proper titles (e.g., Dr. Mani).
- Use professional, courteous standards for all emails and discussion posts:
 - Descriptive subject line
 - Address the reader using the proper title and name spelling
 - Body of the email should be concise but have sufficient detail
 - Give a respectful salutation (i.e. thank you, sincerely, respectfully)
- Follow the guidelines for appropriate behavior in virtual environments (i.e. name visible, non-offensive background during virtual office hours, appropriate dress during virtual office hours and while making peer engagement recordings).

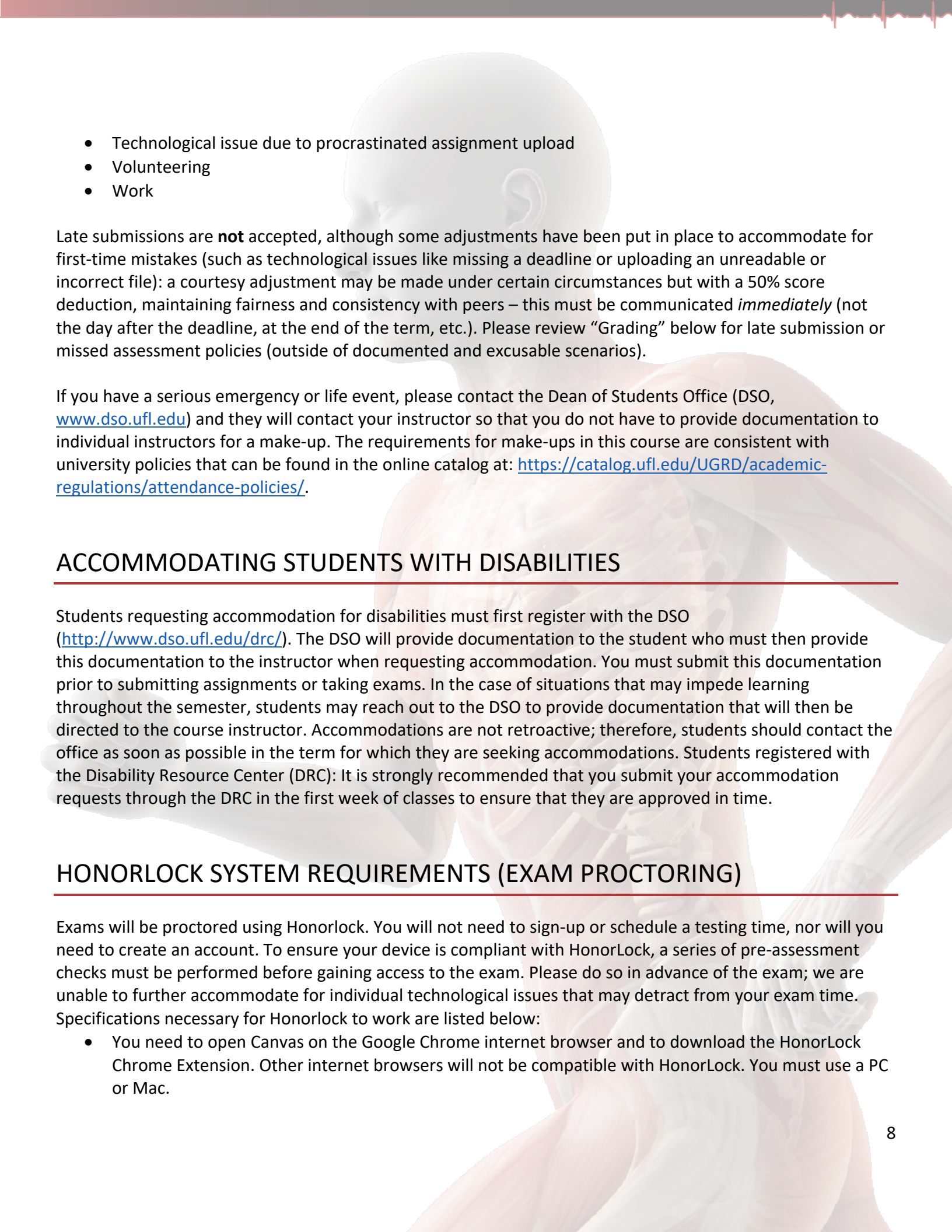
- UF students are bound by The Honor Pledge, which states, “We, the members of the University of Florida community, pledge to hold ourselves and our peers to the highest standards of honor and integrity by abiding by the Honor Code.”
- On all work submitted for credit by students at the University of Florida, the following pledge is either required or implied: “On my honor, I have neither given nor received unauthorized aid in doing this assignment.” The Honor Code (<http://www.dso.ufl.edu/sccr/process/student-conduct-honor-code/>) specifies behaviors that are in violation of this code and the possible sanctions.
 - Honor code violations of any kind will not be tolerated, and sanctions will be determined by the course instructor for first-time violators.
 - This applies to all components of the course, including lab activity, homework, assignments, activities, and examinations.
 - Any use, access, or handling of technology during an exam will result in a zero on the exam *and* potential failure of the course.
 - All allegations, regardless of the severity, will be reported to the Dean of Students Office for University-level documentation and processing.
 - *Sharing or posting of the lecture videos anywhere is strictly prohibited and will be processed as an Honor Code violation. Students who are aware of such sharing/posting of the lecture videos are obligated to disclose that information to their course instructor.*
 - To reiterate, you are obliged to report any condition that facilitates academic misconduct to appropriate personnel.

EXAM MAKE-UP POLICY

Make-up assessments and assignments will be given at the discretion of the instructor. A courtesy adjustment may be made under certain circumstances (e.g., when communicated immediately, meaning within 24 hours of the deadline, and only a first-time mistake) but with a 50% score deduction, maintaining fairness and consistency with peers. To request and possibly schedule an exam (not a re-take, and with valid explanation), please complete the “Make-Up or Accommodation Request Form” posted in Canvas > Orientation and send it to your course instructor via Canvas messaging as soon as possible. Documentation is required. Requests should ideally be made in advance, sooner than 1-2 business days prior to the original deadline.

Unexcused (including “inappropriate excuses”) material cannot be made up and will result in a zero on that item. Please do not ask for an accommodation for inappropriate excuses, which include:

- Procrastinated preparation
- Extracurricular activities
- Out of town/vacation
- Traveling
- Sleeping in
- Sports

- 
- Technological issue due to procrastinated assignment upload
 - Volunteering
 - Work

Late submissions are **not** accepted, although some adjustments have been put in place to accommodate for first-time mistakes (such as technological issues like missing a deadline or uploading an unreadable or incorrect file): a courtesy adjustment may be made under certain circumstances but with a 50% score deduction, maintaining fairness and consistency with peers – this must be communicated *immediately* (not the day after the deadline, at the end of the term, etc.). Please review “Grading” below for late submission or missed assessment policies (outside of documented and excusable scenarios).

If you have a serious emergency or life event, please contact the Dean of Students Office (DSO, www.dso.ufl.edu) and they will contact your instructor so that you do not have to provide documentation to individual instructors for a make-up. The requirements for make-ups in this course are consistent with university policies that can be found in the online catalog at: <https://catalog.ufl.edu/UGRD/academic-regulations/attendance-policies/>.

ACCOMMODATING STUDENTS WITH DISABILITIES

Students requesting accommodation for disabilities must first register with the DSO (<http://www.dso.ufl.edu/drc/>). The DSO will provide documentation to the student who must then provide this documentation to the instructor when requesting accommodation. You must submit this documentation prior to submitting assignments or taking exams. In the case of situations that may impede learning throughout the semester, students may reach out to the DSO to provide documentation that will then be directed to the course instructor. Accommodations are not retroactive; therefore, students should contact the office as soon as possible in the term for which they are seeking accommodations. Students registered with the Disability Resource Center (DRC): It is strongly recommended that you submit your accommodation requests through the DRC in the first week of classes to ensure that they are approved in time.

HONORLOCK SYSTEM REQUIREMENTS (EXAM PROCTORING)

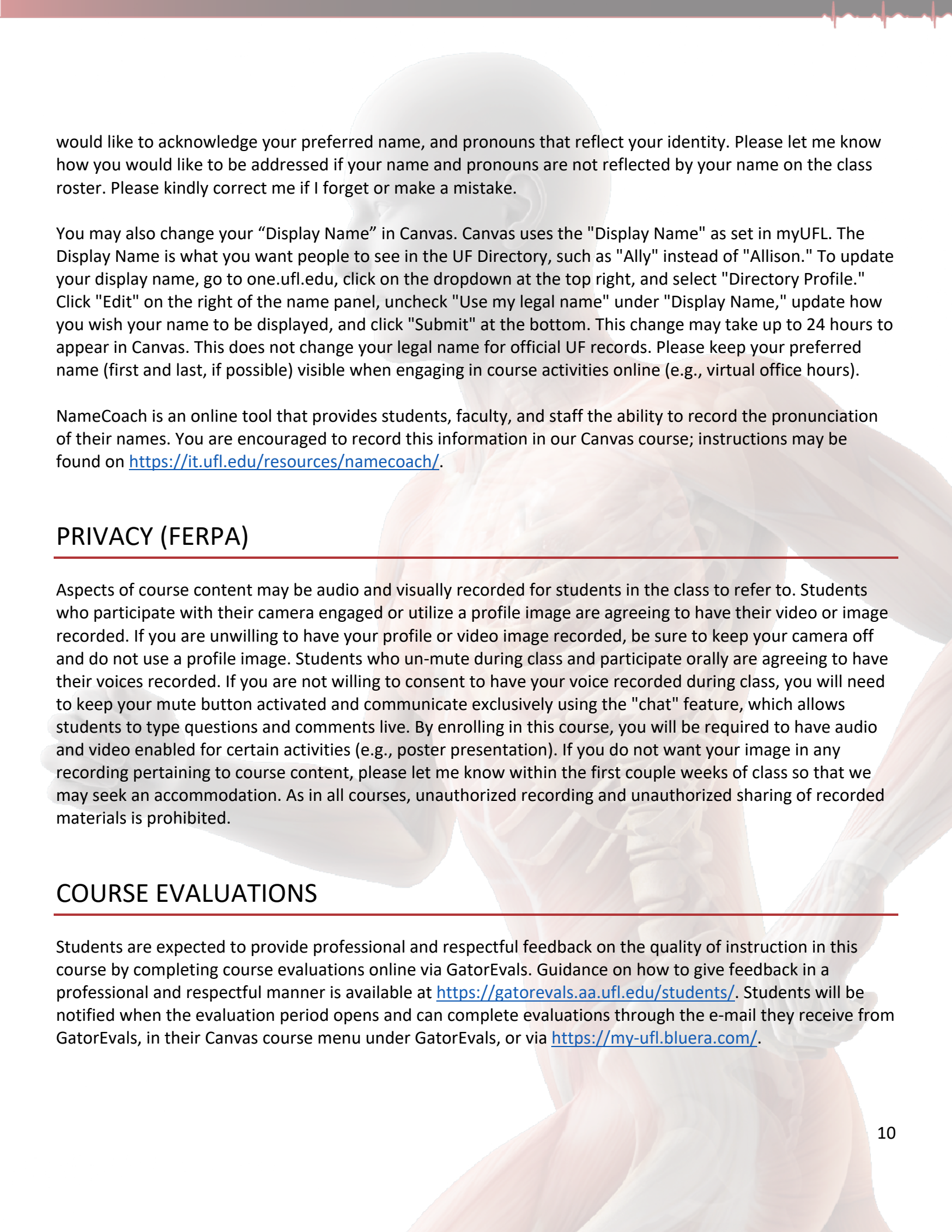
Exams will be proctored using Honorlock. You will not need to sign-up or schedule a testing time, nor will you need to create an account. To ensure your device is compliant with HonorLock, a series of pre-assessment checks must be performed before gaining access to the exam. Please do so in advance of the exam; we are unable to further accommodate for individual technological issues that may detract from your exam time. Specifications necessary for Honorlock to work are listed below:

- You need to open Canvas on the Google Chrome internet browser and to download the HonorLock Chrome Extension. Other internet browsers will not be compatible with HonorLock. You must use a PC or Mac.

- Make sure you have a stable Internet connection wherever you are taking the exam.
- Students must install the HonorLock Extension within Chrome
- HonorLock will not support certain operating system versions. You can find the updated Minimum System Requirements and a system compatibility test at www.honorlock.com/support.
- You will need to take the exam on a desktop computer or laptop with a webcam and microphone set up on your chosen device. This will not work on mobile devices or tablets, including iPads and smart phones.
- You need to make sure that the camera is always facing you – if the camera does not stay facing you or if you are out of frame, the exam will pause, preventing you from continuing, even midway through.
- A live proctor pop-in may ask you to conduct a 360-degree scan of your testing room/environment. The testing environment should be cleared of any clutter, no notes, or textbooks laying out. These could constitute a violation of the Honor Code (e.g., academic dishonesty).
- You may be asked to conduct a full room scan at the start of your exam. It is recommended that you do this thoroughly to demonstrate your electronics are put away and off, and that your exam setting is a well-lit, private room on a desk or tabletop.
- Cell phones, tablets, smart watches, calculators, earphones, and other external electronic devices must be removed from the vicinity of the testing space (ideally outside the room).
- Make sure the room you are taking the exam in is well-lit and that you are by yourself (private space). Rooms that are not bright enough may get flagged as “blurry” or “unclear”. Avoid posters or photographs on the wall behind you; try to minimize noise, including talking aloud. These will also flag your exam, which will be reviewed by a member of the instructor team for the course to confirm or refute any academic dishonesty.
- You must have a valid and clear photo identification (ID) card (e.g., Gator ID, driver’s license, passport) to show at the start of the exam. Make sure the image is clear.
- Only one screen and one web browser tab (which is that is being used for the exam) in Chrome is allowed; you are not permitted multiple monitors. HonorLock has an integrity algorithm that can detect search-engine use, so do not attempt to search for answers, even if it is on a secondary device.
- An Honorlock Practice Quiz will be set up under Quizzes in Canvas. Please go through this practice test well in-advance of taking the exam. This practice quiz allows you to go through all the pre-assessment checks so you will know what to expect when taking the exam itself. Take the practice quiz on the device you intend to take the exam on, in the same environment (building, room, lighting).
- Failure to meet the items above may result in a zero grade. If you encounter any issues with the testing platform or the exam, you should immediately contact HonorLock for assistance. If this fails, you need to email your course instructor right away with specific details (e.g., screenshots of your chat conversation with HonorLock with time stamps) of what occurred so that they can assist you as quickly as possible.

PREFERRED NAME

It is important to the learning environment that you feel welcome and safe in this class, and that you are comfortable participating in class discussions and communicating with me on any issues related to the class. I



would like to acknowledge your preferred name, and pronouns that reflect your identity. Please let me know how you would like to be addressed if your name and pronouns are not reflected by your name on the class roster. Please kindly correct me if I forget or make a mistake.

You may also change your "Display Name" in Canvas. Canvas uses the "Display Name" as set in myUFL. The Display Name is what you want people to see in the UF Directory, such as "Ally" instead of "Allison." To update your display name, go to one.ufl.edu, click on the dropdown at the top right, and select "Directory Profile." Click "Edit" on the right of the name panel, uncheck "Use my legal name" under "Display Name," update how you wish your name to be displayed, and click "Submit" at the bottom. This change may take up to 24 hours to appear in Canvas. This does not change your legal name for official UF records. Please keep your preferred name (first and last, if possible) visible when engaging in course activities online (e.g., virtual office hours).

NameCoach is an online tool that provides students, faculty, and staff the ability to record the pronunciation of their names. You are encouraged to record this information in our Canvas course; instructions may be found on <https://it.ufl.edu/resources/namecoach/>.

PRIVACY (FERPA)

Aspects of course content may be audio and visually recorded for students in the class to refer to. Students who participate with their camera engaged or utilize a profile image are agreeing to have their video or image recorded. If you are unwilling to have your profile or video image recorded, be sure to keep your camera off and do not use a profile image. Students who un-mute during class and participate orally are agreeing to have their voices recorded. If you are not willing to consent to have your voice recorded during class, you will need to keep your mute button activated and communicate exclusively using the "chat" feature, which allows students to type questions and comments live. By enrolling in this course, you will be required to have audio and video enabled for certain activities (e.g., poster presentation). If you do not want your image in any recording pertaining to course content, please let me know within the first couple weeks of class so that we may seek an accommodation. As in all courses, unauthorized recording and unauthorized sharing of recorded materials is prohibited.

COURSE EVALUATIONS

Students are expected to provide professional and respectful feedback on the quality of instruction in this course by completing course evaluations online via GatorEvals. Guidance on how to give feedback in a professional and respectful manner is available at <https://gatorevals.ua.ufl.edu/students/>. Students will be notified when the evaluation period opens and can complete evaluations through the e-mail they receive from GatorEvals, in their Canvas course menu under GatorEvals, or via <https://my-ufl.bluera.com/>.



GETTING HELP:

HEALTH AND WELLNESS

- ***U Matter, We Care:*** If you or someone you know is in distress, please contact umatter@ufl.edu, 352-392-1575, or visit [U Matter, We Care website](#) to refer or report a concern and a team member will reach out to the student in distress.
- ***Counseling and Wellness Center:*** Visit the [Counseling and Wellness Center website](#) or call 352-392-1575 for information on crisis services as well as non-crisis services.
- ***Student Health Care Center:*** Call 352-392-1161 for 24/7 information to help you find the care you need, or visit the [Student Health Care Center website](#).
- ***University Police Department:*** Visit [UF Police Department website](#) or call 352-392-1111 (or 9-1-1 for emergencies).
- ***UF Health Shands Emergency Room / Trauma Center:*** For immediate medical care call 352-733-0111 or go to the emergency room at 1515 SW Archer Road, Gainesville, FL 32608; or visit the [UF Health Emergency Room and Trauma Center website](#).
- ***GatorWell Health Promotion Services:*** For prevention services focused on optimal wellbeing, including Wellness Coaching for Academic Success, visit the [GatorWell website](#) or call 352-273-4450.

ACADEMIC RESOURCES

- ***E-learning technical support:*** Contact the [UF Computing Help Desk](#) at 352-392-4357 or via e-mail at helpdesk@ufl.edu.
- ***Career Connections Center:*** Reitz Union Suite 1300, 352-392-1601. Career assistance and counseling services.
- ***Library Support:*** Various ways to receive assistance with respect to using the libraries or finding resources.
- ***Teaching Center:*** Broward Hall, 352-392-2010 or to make an appointment 352- 392-6420. General study skills and tutoring.
- ***Writing Studio:*** 2215 Turlington Hall, 352-846-1138. Help brainstorming, formatting, and writing papers.
- ***Student Complaints & Grievances:*** Students are encouraged to communicate first with the involved person(s), but [here](#) is more information on the appropriate reporting process.

GRADING:

The following table outlines the point-accruing components of the course. Be careful to avoid uploading your file to another week's Canvas Assignment or a blank document – these will result in a “0” grade if not adjusted

by the assignment deadline. There are no exceptions to uploading a blank file, the wrong file, no file, or to the wrong location.

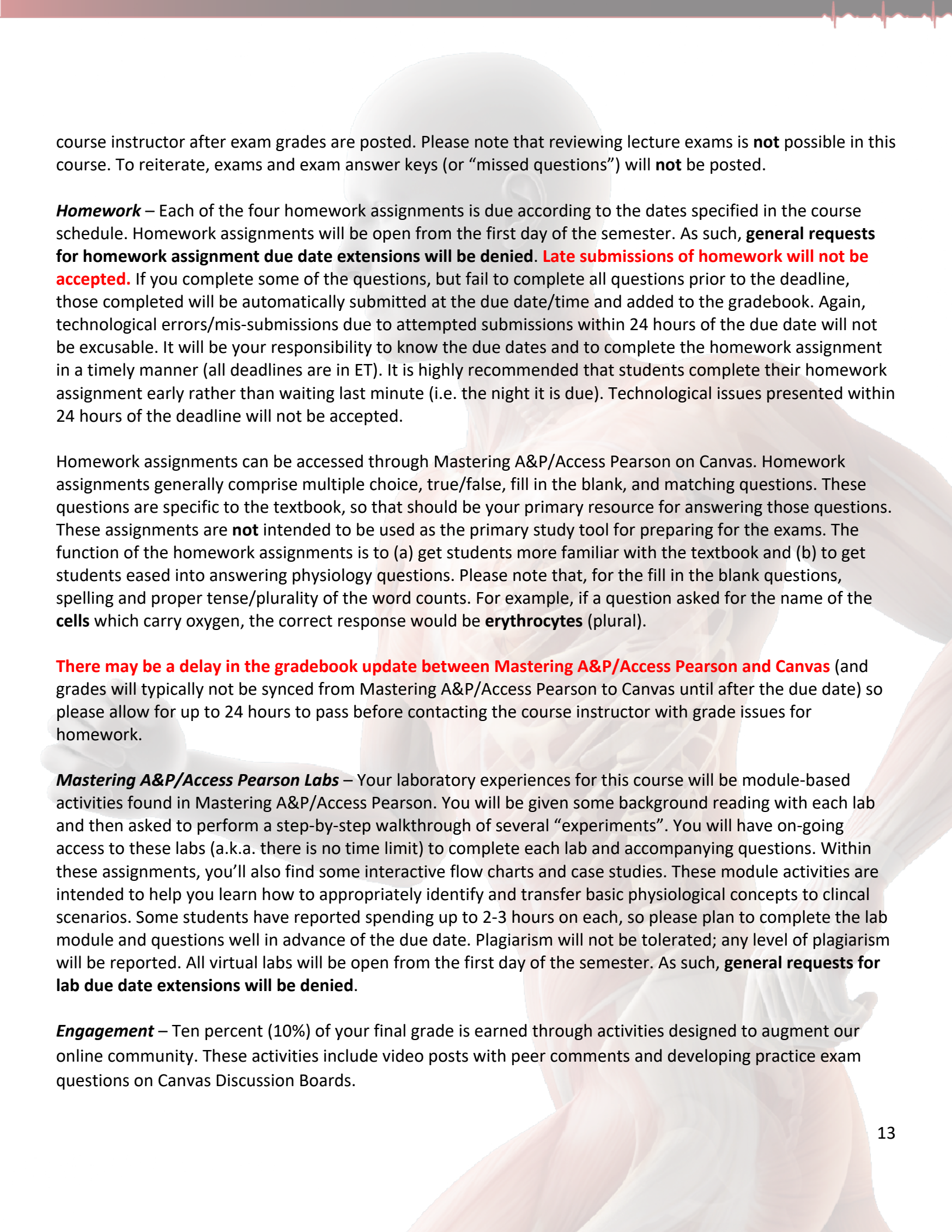
Evaluation Components (number of each)	Approximate % of Total Grade
Syllabus Quiz	0%
Lecture Exams (4)	50%
Homework (4)	15%
Mastering A&P/Access Pearson Labs (11)	25%
Engagement (8)	10%

Syllabus Quiz – Students must earn 100% on the syllabus quiz in Canvas before access to the rest of the course modules is permitted.

Exams – Each exam will consist of 40 questions, 1.25 points per question. Questions may be multiple choice, multiple answer, true/false, and matching. There may be images embedded into questions, as well. Exam questions are generated by the course instructor and the majority of focus should be given to the lecture notes and the textbook when studying. Special content from the textbook, including *Clinical Connections* and *Toolboxes*, should also be reviewed for the exams. These exams are intended to test your depth of knowledge for the given chapters— details are important. Exam questions are generated by the course instructor and most of the focus should be given to the lecture notes when studying.

Students will take exams online via HonorLock. Exams will be open for 24 hours: students must complete the exam within that time frame. Again, students are required to have a functioning webcam and microphone, as well as reliable internet and a cleared space, ideally a desk or table. Students are not permitted access to any kind of materials (this includes calculators and smart watches) or notes during these exams (a.k.a. exams are “closed-book”). As such, recordings of exams flagged will be reviewed by a team to confirm or refute academic dishonesty. Again, students are not permitted access to any kind of materials or notes during these exams. Failure to follow the Honorlock instructions outlined for exams in this course may merit reporting to appropriate University entities for student academic misconduct. Please reach out to Dr. Mani in advance of exams with any questions or concerns about proctoring accommodations.

Exams are reviewed prior to publication to confirm there are no mistakes and to maintain that the exam is fair, which includes the appropriate level of challenge. Exams and exam answer keys will **not** be posted. Exam grades will be posted to the Canvas gradebook after HonorLock recordings are reviewed, which may take a few days. The course instructor goes through every single exam question and reviews class performance on each one, making adjustments to the “accepted” answers, if and as necessary. Please do not reach out to suggest changes – any possible change will be primarily based on exam question statistics provided by Canvas to the instructor. Any change will be announced via Canvas. The most commonly missed questions will be shared in a post-exam review announcement. Any discussion on exam specifics may be scheduled with the



course instructor after exam grades are posted. Please note that reviewing lecture exams is **not** possible in this course. To reiterate, exams and exam answer keys (or “missed questions”) will **not** be posted.

Homework – Each of the four homework assignments is due according to the dates specified in the course schedule. Homework assignments will be open from the first day of the semester. As such, **general requests for homework assignment due date extensions will be denied. Late submissions of homework will not be accepted.** If you complete some of the questions, but fail to complete all questions prior to the deadline, those completed will be automatically submitted at the due date/time and added to the gradebook. Again, technological errors/mis-submissions due to attempted submissions within 24 hours of the due date will not be excusable. It will be your responsibility to know the due dates and to complete the homework assignment in a timely manner (all deadlines are in ET). It is highly recommended that students complete their homework assignment early rather than waiting last minute (i.e. the night it is due). Technological issues presented within 24 hours of the deadline will not be accepted.

Homework assignments can be accessed through Mastering A&P/Access Pearson on Canvas. Homework assignments generally comprise multiple choice, true/false, fill in the blank, and matching questions. These questions are specific to the textbook, so that should be your primary resource for answering those questions. These assignments are **not** intended to be used as the primary study tool for preparing for the exams. The function of the homework assignments is to (a) get students more familiar with the textbook and (b) to get students eased into answering physiology questions. Please note that, for the fill in the blank questions, spelling and proper tense/plurality of the word counts. For example, if a question asked for the name of the **cells** which carry oxygen, the correct response would be **erythrocytes** (plural).

There may be a delay in the gradebook update between Mastering A&P/Access Pearson and Canvas (and grades will typically not be synced from Mastering A&P/Access Pearson to Canvas until after the due date) so please allow for up to 24 hours to pass before contacting the course instructor with grade issues for homework.

Mastering A&P/Access Pearson Labs – Your laboratory experiences for this course will be module-based activities found in Mastering A&P/Access Pearson. You will be given some background reading with each lab and then asked to perform a step-by-step walkthrough of several “experiments”. You will have on-going access to these labs (a.k.a. there is no time limit) to complete each lab and accompanying questions. Within these assignments, you’ll also find some interactive flow charts and case studies. These module activities are intended to help you learn how to appropriately identify and transfer basic physiological concepts to clinical scenarios. Some students have reported spending up to 2-3 hours on each, so please plan to complete the lab module and questions well in advance of the due date. Plagiarism will not be tolerated; any level of plagiarism will be reported. All virtual labs will be open from the first day of the semester. As such, **general requests for lab due date extensions will be denied.**

Engagement – Ten percent (10%) of your final grade is earned through activities designed to augment our online community. These activities include video posts with peer comments and developing practice exam questions on Canvas Discussion Boards.

The assignments contributing to your Engagement grade include four unique posts and comments on at least one peer's post via Canvas > Assignments or Discussion Board The topics for the four engagement posts are:

1. Introductions
2. Physiology Across the Globe
3. Dinner with a Scientist
4. Media Coverage on Physiology

The latter portion of the Engagement grade is through the submission of at least one practice question for each exam on the Discussion Board, as well as feedback on at least one classmate's question. You will *not be able to see the posts others have made unless you contribute* first. You will be expected to follow the following format, so that your peers may use your question for exam preparation:

1. Your question (without answer)
2. The possible answers
3. The correct answer (highlighted, bolded, separated as "the answer")
4. Referenced section of course content

Expanded directions are available on Canvas. Please make sure to post your submissions in the correct Discussion Board each exam period – failure to do so (i.e. incorrect uploading in a different place will result in a “0” grade). Creativity and personality are so very welcome on these Engagement submissions!

GRADING SCALE

All grades will be posted directly into the Canvas gradebook. Any discrepancies with points displayed in gradebook should be pointed out to the instructor before the last day of class. **There is no curve for this course and final grades will not be rounded up.** See the UF undergraduate catalog web page for information regarding current UF grading policies: <https://catalog.ufl.edu/UGRD/academic-regulations/grades-grading-policies/>.

Extra credit is not offered in this course. Any requests for additional extra credit or special exceptions to these grading policies will be interpreted as an honor code violation (e.g., asking for preferential treatment) and will be handled accordingly.

Minus grades are not assigned for this course. A minimum grade of C is required for all General Education courses, such as this one.

Letter Grade	Percent of Total Points Associated with Each Letter Grade	GPA Impact of Each Letter Grade
A	90.00-100%	4.0
B+	87.00-89.99%	3.33
B	80.00-86.99%	3.0

Letter Grade	Percent of Total Points Associated with Each Letter Grade	GPA Impact of Each Letter Grade
C+	77.00-79.99%	2.33
C	70.00-76.99%	2.0
D+	67.00-69.99%	1.33
D	60.00-66.99%	1.0
E	0-59.99%	0

WEEKLY COURSE SCHEDULE:

The table below is a tentative course overview; it is highly recommended that you follow the schedule as closely as possible. Notice that assignment deadlines are organized by exam (of which there are four) rather than week-by-week; this is to give students maximum flexibility and accommodation based on their schedules and obligations outside this class. It is strongly recommended that you avoid procrastinating activities to the last week leading to an exam. Do follow the reading assignments listed in Canvas (and below) based on the following topics, as only those listed will be included in exams. Chapter learning goals are elaborated within each module on Canvas. Any changes to this schedule will be posted in Canvas.

Week	Date	Topic	Reading	Assignment
1	May 12-16, 2025	Ch. 1 - Introduction to Physiology	Sections 1.1-1.2	Peer Engagement 1: due Friday, May 23 at 5:00 AM ET Lab 1: Introduction
		Ch. 2 – Cell Structure & Function	Sections 2.1-2.5	
2	May 19-23	Ch. 3 – Cell Metabolism	Sections 3.1-3.6	Lab 2: Transport Mechanisms Homework 1 (Ch. 1, 2, & 3) Exam 1 Practice Question
	EXAM 1	Opens Thurs, May 29 at 5:00 AM ET; Closes Sat, May 31 at 5:00 AM ET Homework 1 & Labs Due by Exam Start on Thurs, May 29 at 5:00 AM ET		
3	May 26*-30	Ch. 4 – Membrane Transport Monday is Memorial Day*	Sections 4.1-4.7	Peer Engagement 2: due Monday, June 2 at 5:00 AM ET Lab 3: Endocrine Lab 4: Neurophysiology 1 Lab 5: Neurophysiology 2 Homework 2 (Ch. 4, 5, 6, 7, & 8)
4	June 2-6	Ch. 5 – Chem Messengers Ch. 6 – Endocrine System	Sections 5.1-5.4 Sections 6.1-6.5	
5	June 9-13	Ch. 7 – Nerve Cells	Sections 7.1-7.5	
6	June 16-20*	Ch. 8 – Synaptic Transmission Thursday is Juneteenth*	Sections 8.1-8.5	

				Exam 2 Practice Question
	EXAM 2	Opens Wed, June 18 (early/extra day due to Juneteenth holiday) at 5:00 AM ET; Closes Sat, Jun 21 at 5:00 AM ET Homework 2 & Labs Due by Exam Start on Thurs, Jun 19 (extra day due to Juneteenth holiday) at 5:00 AM ET		
7*	Jun 23-27*	SUMMER BREAK – It is recommended that you use this week to get ahead of schedule if you are unsatisfied with your grade or expecting scheduling conflicts for the remaining weeks of the term.		
8	June 30-July 4	Ch. 12 –Muscle Physiology Ch. 13 – Cardiac Function Friday is Independence Day*	Sections 12.1-12.5 Sections 13.1-13.4 (exclude Ionic Basis of Electrical Activity in the Heart), 13.5-13.6	Peer Engagement 3: due Monday, June 30 at 5:00 AM ET Lab 6: Muscle Lab 7: Cardiovascular 1 Lab 8: Cardiovascular 2
9	July 7-11	Ch. 14 – Blood Pressure	Sections 14.1-14.6, 14.8	Homework 3 (Ch. 12, 13, & 14) Exam 3 Practice Question
	EXAM 3	Opens Thurs, Jul 17 at 5:00 AM ET; Closes Sat, July 19 at 5:00 AM ET Homework 3 & Labs Due by Exam Start on Thurs, Jul 17 at 5:00 AM ET		
10	July 14-18	Ch. 16 – Pulmonary Ventilation	Sections 16.1-16.5	Peer Engagement 4: due Monday, July 28 at 5:00 AM ET
11	July 21-25	Ch. 17 – Gas Exchange	Sections 17.1-17.8	Lab 9: Pulmonary
12	July 28-August 1	Ch. 18 – Renal Function	Sections 18.1-18.5 (only the first paragraph of 18.5 and the section titled "Micturition")	Lab 10: Acid & Base
13	August 4-8	Ch. 19 – Fluid/Electrolyte Balance	Sections 19.1-19.3, 19.7	Lab 11: Renal
	EXAM 4	Opens Thurs, Aug 7 at 5:00 AM ET; Closes Sat, Aug 9 at 5:00 AM ET Homework 4 & Labs Due by Exam Start on Thurs, Aug 7 at 5:00 AM ET		

*Official SU 25 weekday holiday



TIPS:

STUDYING


- Read from the text before watching the lectures. Do not take notes, underline, highlight, or attempt to memorize anything. Just read and enjoy!
- Snowball the lecture notes. Begin studying lecture material immediately after the first lecture. Then, after the second lecture, begin your studies with day one lecture material. Continue this all the way up to the exam.
- Don't miss the engagement activities, homework, and labs – these are excellent “open-book” activities to help you apply course material and engage with your instructor and peers!
- Sections you will not be required to know for the exams will be omitted in the list of chapters and chapter sections listed on Canvas. **Do** pay attention to special announcements or lectures – these are fair game for the exams. Clinical Connections, Toolboxes, and analytical topics described in the textbook and lecture videos may also be included in the exam.
- Re-write questions. Taking complex questions and breaking them down to identify exactly what the question is really asking for is very helpful. It is also very helpful to look at incorrect answer choices and identify what makes those choices wrong. Ask yourself, “How could I make that statement correct?”
- Practice questions: the critical thinking questions at the end of each chapter and the more complex homework questions are incredibly helpful!
- Implement a web-search of diseases or drug mechanisms of action. For example, if we are studying neurophysiology, Google “brain diseases”. Click on any link and just read a paragraph to see if you can understand based on what you now know about nervous tissue structure and function. If you don't understand it, that's okay! Rather, did you recognize any words? Did you at least have a *clue* what was going on? This makes for great discussion during group study... and, especially in an online course, are awesome to post and share with classmates on Canvas.
- If you have a study group or a study buddy, talk through the material out loud. Verbalizing the information is very different than knowing it in your head – talk in the mirror or even to your pet goldfish if you don't have a friend around.
- If you are a visual learner, make a concept map. Try to see how different parts of the body relate to one another. What are similarities and differences between structures?
- Especially practice skills you'll need to succeed in your future endeavors: use your resources, like lab time, classmates, and the internet – hearing explanations and discussions about topics in more than one way will help you find the description that clicks for you! If you don't understand a topic from the textbook, find a valid source online and watch a video. If that doesn't help, chat with classmates at the end of the lab hour.

GENERAL SUCCESS

- Do not fall behind. This course moves at a fast pace and you can easily get overwhelmed if you procrastinate. Avoid studying at the last minute. Complete the homework as you go; do not leave it for the day before the exam.
 - I typically post all chapters for a given exam together, so you can plan ahead and read more in one week and less the next if that works with your schedule (i.e. other class projects, travel plans, illness).
- Reach out to come chat live with me – I'd love to meet you! If not to discuss course material, come say hello and tell me about what intrigues you about Human Physiology.
- The TAs are excellent resources that you may reach out to for elaboration on content, study tips, etc.
- Stay organized. Keep track of all the important due dates and move through each day in a uniform manner so that you are always aware of what you have done and what is left to be completed.
- Check Canvas announcements/emails daily; just pretend it is Facebook or Insta for school. Your course instructor will post important and helpful information (such as friendly reminders of due dates) as announcements.
 - The Discussion board may be useful for conversations and resource sharing between classmates (i.e. share that cool YouTube video you came across about the Krebs cycle).
- Have a positive attitude: this stuff is pretty neat!

PERSONAL NOTE FROM DR. MANI

Things happen – that's life. If there are some majorly overwhelming things happening during your semester, send me a Canvas message, arrange for a meeting via Zoom – accessibly conveniently via Zoom! We'll work together to catch our breaths and figure out what steps you should take to do in hopes of wrapping up the course well.



I reiterate that it is important that you feel welcome and safe in this class, and that you are comfortable participating in class discussions and communicating with me on any issues related to the class. Please review some of the resources listed above, such as informing me of your “preferred” name, changing your “display” name in Canvas, and acquiring an equitable testing setup through the Disability Resource Center, if and as appropriate. I'd love to meet each of you; arrange to come by to chat academia (grad school, anyone?), sports, and traveling the world some time during the term. 😊