

3PM3204

Syllabus

Instructor Contact

Instructor

Lindsey Thomas

Phone Number

352-375-4683 ext. 6043

Email

LindseyT@gators.ufl.edu (<mailto:LindseyT@gators.ufl.edu>)

Office Hours

By appointment - send an e-mail with a list of dates and times that would work for you.

For questions about course content, your grade, or other personal issues, use the Canvas mail tool or email me. Expect a response within 48 hours, excluding weekends and holidays.

Course Description

Welcome to SPM3204: Ethical Issues in Sport. In this course, you will explore ethical issues and sports and prepare for the challenges you will face in your personal and professional career. We will discuss current events, describe the components of an argument, and recognize a problem and how to analyze it. You will learn to make decisions regarding moral and ethical issues and defend your position.

Course Information

This course will utilize weekly lectures to explore ethical issues in sports and prepare students for the challenges they will face in their personal and professional careers. We will discuss current events (some may be controversial), describe the components of an argument and recognize a problem and how to analyze it. Students will learn to make decisions regarding moral and ethical issues and defend their position.

Credit Hours: 3

Course Objectives

By the end of this course, you will be able to:

1. Analyze and differentiate the importance of morals and ethics in athletics.
2. Analyze the pros and cons of current ethical issues in the sports industry.
3. Investigate and analyze various opinions on ethical issues in sport and their impact on sport today.
4. Research ethical issues currently spotlighted in the news and social media and how social media's impact has highlighted these ethical issues.
5. Examine the consequences of unethical and ethical business decisions.
6. Engage in discussions with classmates **WEEKLY** via Yellowdig. ***(Note: it is your responsibility to set reminders as needed for YD points as this assignment shows up only once for points within Canvas.)***

Course Components

Yellowdig Discussions

In lieu of a traditional discussion board, we will utilize Yellowdig. We are using Yellowdig for two purposes: as a way to create a community outside of our classroom (since we are never together in person) and as a forum for having discussions about course content and reflecting on your thoughts and understanding of ethics within sport. To do this, you must post items of interest relating to sport ethics (articles, videos, websites, etc) on Yellowdig each week. You can also post and comment with your own personal experiences.

Yellowdig will help you learn and prepare for other parts of the class, so your Yellowdig participation will be counted as part of your grade. To earn full credit for that part of the class grade, you can earn up to 100 points for the semester by adding Pins and commenting on and earning likes from your peers.

*****NOTE: this is an assignment that updates weekly; you can earn up to 10 points per week with a max of 100 points for the semester. If you do not post one week, you will not be able to make these points up later.**

Assignments

There will be several assignments during the semester, including the final project. Each assignment is designed to foster analysis of the course content up to that point and apply ethical considerations to relevant aspects of the sport industry. Several assignments require more time commitments than others, so I recommend looking them over several weeks in advance to properly schedule the time needed for their successful completion.

Quizzes

Students will be required to take a quiz to help ensure understanding and comprehension of the material from the lecture(s). Quizzes will consist of five to ten (5-10) questions, and students will have 10 - 20 minutes to complete them. Quizzes will be available via Canvas for 2 days only during the days on which they are offered. Students will have one opportunity to complete each quiz; all quizzes are open notes. We are not responsible for computer or connection errors, so students must ensure the computer is reliable and has a secure connection. I recommend taking quizzes earlier in the day to leave time to work through any potential issues. Should there be computer issues, please contact Learning Support Services and email me immediately detailing the issue. Be sure to include the LSS Request #.

Exams

There will be three (3) exams during the semester. Each exam will follow its module and will focus only on that material. Each exam will have 40 questions, and students will have 1 ½ hours to complete them.

Course Requirements

Prerequisites

You must be a sophomore standing or higher to take this course.

Minimum Technology Requirements

The University of Florida expects students entering an online program to acquire computer hardware and software appropriate to their degree program. Most computers are capable of meeting the following general requirements. A student's computer configuration should include:

- Webcam
- Microphone
- Broadband connection to the internet and related equipment (cable/DSL modem)
- Microsoft Office Suite installed (provided by the university)

Individual colleges may have additional requirements or recommendations, which students should review before starting their program.

Minimum Technical Skills

To complete your tasks in this course, you will need a basic understanding of operating a computer and using word processing software.

Materials/Supply Fees

There is no supply fee for this course.


Zoom

Zoom is an easy-to-use video conferencing service available to all UF students, faculty, and staff that allows for meetings of up to 100 participants.


You can find resources and help using Zoom at the [University of Florida's Zoom](https://ufl.zoom.us/)  [\(https://ufl.zoom.us/\)](https://ufl.zoom.us/) website.

UF Policies

University Policy on Accommodating Students with Disabilities

Students with disabilities requesting accommodations should first register with the [Disability Resource Center](https://disability.ufl.edu/)  [\(https://disability.ufl.edu/\)](https://disability.ufl.edu/) (352-392-8565) by providing appropriate documentation. Once registered, students will receive an accommodation letter that must be presented to the instructor when requesting accommodation. Students with disabilities should follow this procedure as early as possible in the semester.

University Policy on Academic Conduct

UF students are bound by The Honor Pledge, which states, "We, the members of the University of Florida community, pledge to hold ourselves and our peers to the highest standards of honesty and integrity by abiding by the Honor Code." On all work submitted for credit by students at the University of Florida, the following pledge is either required or implied: "On my honor, I have neither given nor received unauthorized aid in doing this assignment." The [Student Honor Code and Student Conduct Code](https://sccr.dso.ufl.edu/policies/student-honor-code-student-conduct-code/)  [\(https://sccr.dso.ufl.edu/policies/student-honor-code-student-conduct-code/\)](https://sccr.dso.ufl.edu/policies/student-honor-code-student-conduct-code/) specifies a number of behaviors that are in violation of this code and the possible sanctions. Furthermore, you are obligated to report any condition that facilitates academic misconduct to appropriate personnel. If you have any questions or concerns, please consult with the instructor or TAs in this class.

Plagiarism

The [Student Honor Code and Student Conduct Code](https://sccr.dso.ufl.edu/policies/student-honor-code-student-conduct-code/)  (<https://sccr.dso.ufl.edu/policies/student-honor-code-student-conduct-code/>) states that:

"A Student must not represent as the Student's own work all or any portion of the work of another. Plagiarism includes but is not limited to:

- Stealing, misquoting, insufficiently paraphrasing, or patch-writing.
- Self-plagiarism, which is the reuse of the Student's own submitted work, or the simultaneous submission of the Student's own work, without the full and clear acknowledgment and permission of the Faculty to whom it is submitted.
- Submitting materials from any source without proper attribution.
- Submitting a document, assignment, or material that, in whole or in part, is identical or substantially identical to a document or assignment the Student did not author."

Grading Policies

I will make every effort to have each assignment graded and posted within one week of the due date.

Grade Appeal Policy

You have up to three (3) days after the deadline of an assignment or quiz to contact me with any issues or concerns or submit to me your university-accepted excuse, after which the grade is final. If you want to contend a quiz question, please provide supporting evidence from the book or lectures. If late assignments/quizzes are accepted, please know there will be a substantial grade penalty.

Course Grading Policy

Assignment	Points
Yellowdig Discussions	100
Exams (3)	120
Assignments	180
Quizzes	80
PlayPosit	20

Grading Scale

Percent	Grade	Grade Points
94-100%	A	4.00
90-93.99%	A-	3.67
86-89.99%	B+	3.33
83-85.99%	B	3.00
80-82.99%	B-	2.67
76-79.99%	C+	2.33
73-75.99%	C	2.00
70-72.99%	C-	1.67
66-69.99%	D+	1.33
63-65.99%	D	1.00
60-65.99%	D-	0.67
59.99% or less	E	0.00

See the [current UF grading policies](https://catalog.ufl.edu/ugrad/current/regulations/info/grades.aspx)  (https://catalog.ufl.edu/ugrad/current/regulations/info/grades.aspx) for more information.

Requirements for make-up exams, assignments, and other work in this course are consistent with university policies that can be found on [UF's Attendance Policies](http://catalog.ufl.edu/UGRD/academic-regulations/attendance-policies/) (<http://catalog.ufl.edu/UGRD/academic-regulations/attendance-policies/>) website.

As this is an online class, you are responsible for observing all posted due dates and are encouraged to be self-directed and take responsibility for your learning.

If personal circumstances arise that interfere with your ability to meet a deadline, please let me know as soon as possible. Only university-accepted excuses will be accepted, and documentation must be provided within 72 hours of missing the deadline. Requirements for make-up work are consistent with university policies. To help ensure unplanned events do not prevent you from meeting a deadline, assignment submission windows are often available over several days allowing you to submit early.

Netiquette and Communication

It is important to recognize that the online classroom is in fact a classroom, and certain behaviors are expected when you communicate with both your peers and your instructors. These guidelines for online behavior and interaction are known as netiquette.

Security

General Guidelines

Email

Discussion Boards

Zoom

Remember that your password is the only thing protecting you from pranks or more serious harm.

- Don't share your password with anyone.
- Change your password if you think someone else might know it.
- Always log out when you are finished using the system.

When communicating online:

- Treat the instructor with respect, even via email or in any other online communication.
- Always use your professors' proper title: Dr. or Prof., or if you are unsure use Mr. or Ms.
- Unless specifically invited, don't refer to a professor by their first name.
- Use clear and concise language.
- Remember that all college-level communication should have correct spelling and grammar.
- Avoid slang terms such as "wassup?" and texting abbreviations such as "u" instead of "you."
- Use standard fonts such as Times New Roman and use a size 12 or 14 point font.
- Avoid using the caps lock feature AS IT CAN BE INTERPRETED AS YELLING.

- Limit and possibly avoid the use of emoticons like :) .
- Be cautious when using humor or sarcasm as tone is sometimes lost in an email or discussion post and your message might be taken seriously or be construed as being offensive.
- Be careful with personal information (both yours and others).
- Do not send confidential information via email.

When you send an email to your instructor, teaching assistant, or classmates:

- Use a descriptive subject line.
- Be brief.
- Avoid attachments unless you are sure your recipients can open them.
- Avoid HTML in favor of plain text.
- Sign your message with your name and return email address.
- Think before you send the email to more than one person. Does everyone really need to see your message?
- Be sure you REALLY want everyone to receive your response when you click, “Reply All.”
- Be sure that the message author intended for the information to be passed along before you click the “Forward” button.

When posting on the discussion board in your online class:

- Check to see if anyone already asked your question and received a reply before posting to the discussion board.
- Remember your manners and say please and thank you when asking something of your classmates or instructor.
- Be open-minded.
- If you ask a question and many people respond, summarize all posts for the benefit of the class.
- When posting:
 - Make posts that are on-topic and within the scope of the course material.
 - Be sure to read all messages in a thread before replying.
 - Be as brief as possible while still making a thorough comment.
 - Don't repeat someone else's post without adding something of your own to it.
 - Take your posts seriously. Review and edit your posts before sending.
 - Avoid short, generic replies such as, “I agree.” You should include why you agree or add to the previous point.
 - If you refer to something that was said in an earlier post, quote a few key lines so readers do not have to go back and figure out which post you are referring to.
 - Always give proper credit when referencing or quoting another source.

- If you reply to a classmate's question make sure your answer is correct, don't guess.
- Always be respectful of others' opinions even when they differ from your own.
- When you disagree with someone, you should express your differing opinion in a respectful, non-critical way.
- Do not make personal or insulting remarks.
- Do not write anything sarcastic or angry, it always backfires.
- Do not type in ALL CAPS, if you do IT WILL LOOK LIKE YOU ARE YELLING.


When attending a Zoom class or meeting:

- Do not share your Zoom classroom link or password with others.
- Even though you may be alone at home, your professor and classmates can see you! While attending class in your pajamas is tempting, remember that wearing clothing is not optional. Dress appropriately.
- Your professor and classmates can also see what is behind you, so be aware of your surroundings.
- Make sure the background is not distracting or something you would not want your classmates to see.
 - When in doubt use a virtual background. If you choose to use one, you should test the background out first to make sure your device can support it.
 - Your background can express your personality, but be sure to avoid using backgrounds that may contain offensive images and language.
- Mute is your friend, especially when you are in a location that can be noisy. Don't leave your microphone open if you don't have to.
- If you want to speak, you can raise your hand (click the "raise hand" button at the center bottom of your screen) and wait to be called upon.

Getting Help






Technical Difficulties

For help with technical issues or difficulties with Canvas, please contact the UF Computing Help Desk at:





- <http://helpdesk.ufl.edu>  (<http://helpdesk.ufl.edu>)
- 352-392-HELP (4357)
- Walk-in: HUB 132

Any requests for make-ups (assignments, exams, etc.) due to technical issues should be accompanied by the ticket number received from the UF Computing Help Desk when the problem was reported to them. The ticket number will document the time and date of the problem. You should email your instructor within 24 hours of the technical difficulty if you wish to request a make-up.




Health and Wellness


- **U Matter, We Care:** If you or someone you know is in distress, please email umatter@ufl.edu, call 352-392-1575, or visit [U Matter We Care](#)  (<http://umatter.ufl.edu/>) to refer or report a concern, and a team member will reach out to the student in distress.
- **Counseling and Wellness Center:** Visit the [UF Counseling & Wellness Center](#)  (<http://counseling.ufl.edu/>) website or call 352-392-1575 for information on crisis services and non-crisis services.
- **Student Health Care Center:** Call 352-392-1161 for 24/7 information to help you find the care you need, or visit the [UF Student Health Care Center](#)  (<http://shcc.ufl.edu/>) website.
- **University Police Department:** Visit the [UF Police Department](#)  (<http://police.ufl.edu/>) website or call 352-392-1111 (or 9-1-1 for emergencies).
- **UF Health Shands Emergency Room/Trauma Center:** For immediate medical care in Gainesville, call 352-733-0111, or go to the emergency room at 1515 SW Archer Road, Gainesville, FL 32608; Visit the [UF Health Shands Emergency Room/Trauma Center](#)  (<http://ufhealth.org/emergency-room-trauma-center>) website.

Academic and Student Support

- **Career Connections Center:** For career assistance and counseling services, visit the [UF Career Connections Center](#)  (<http://career.ufl.edu/>) website or call 352-392-1601.
- **Library Support:** For various ways to receive assistance concerning using the libraries or finding resources, visit the [UF George A. Smathers Libraries Ask-A-Librarian](#)  (<https://uflib.ufl.edu/find/ask/>) website.
- **Teaching Center:** For general study skills and tutoring, visit the [UF Teaching Center](#)  (<http://teachingcenter.ufl.edu/>) website or call 352-392-2010.
- **Writing Studio:** For help with brainstorming, formatting, and writing papers, visit the [University Writing Program Writing Studio](#)  (<http://writing.ufl.edu/writing-studio/>) website or call 352-846-1138.

Course Evaluations

Students are expected to provide professional and respectful feedback on the quality of instruction in this course by completing course evaluations online via GatorEvals. Guidance on how to give feedback in a professional and respectful manner is available on the GatorEvals [Providing Constructive Feedback](#)  (<https://gatorevals.aa.ufl.edu/students/>) FAQ page. Students will be notified when the evaluation period opens and can complete evaluations through the email they receive from GatorEvals, in their Canvas course menu under GatorEvals, or via the [GatorEvals](#)  (<https://ufl.bluera.com/ufl/>) website. Summaries of course evaluation results are available to students at the [GatorEvals Public Results](#) 

(<https://gatorevals.aa.ufl.edu/public-results>) page. More information about UF's course evaluation system can be found at the [GatorEvals Faculty Evaluations](#)  (<https://gatorevals.aa.ufl.edu/>) website.

Tips For Success











Taking a course online can be a lot of fun! Here are some tips that will help you get the most of this course while taking full advantage of the online format:

- Schedule "class times" for yourself. It is important to do the coursework on time each week. You will receive a reduction in points for work that is turned in late!
- Read ALL of the material contained on this site. There is a lot of helpful information that can save you time and help you meet the objectives of the course.
- Print out the Course Summary located in the Course Syllabus and check things off as you go.
- Take full advantage of the online discussion boards. Ask for help or clarification of the material if you need it.
- Do not wait to ask questions! Waiting to ask a question might cause you to miss a due date.
- Do your work well before the due dates. Sometimes things happen. If your computer goes down when you are trying to submit an assignment, you'll need time to troubleshoot the problem.
- Give your best effort. If you give B-level effort, you'll likely end up with a B as your final grade.
- Visit the course page regularly for updates and watch the weekly video announcements.
- For all assignments, be professional. This includes dressing appropriately (no hats, workout/athletic wear, etc.) and ensuring that your video is good quality.
- Participate in Yellowdig discussions WEEKLY.
- Connect with your partner by the date listed in the assignment details of partner assignments.
- To be extra safe, back up your work to an external hard drive, thumb drive, or through a cloud service.






Privacy and Accessibility Policies











For information about the privacy policies of the tools used in this course, see the links below:











- Instructure (Canvas)
 - [Instructure Privacy Policy \(https://www.instructure.com/policies/privacy\)](https://www.instructure.com/policies/privacy)
 - [Instructure Accessibility \(https://www.instructure.com/canvas/accessibility\)](https://www.instructure.com/canvas/accessibility)
- Microsoft












- [Microsoft Privacy Policy](https://privacy.microsoft.com/en-us/privacystatement)  (https://privacy.microsoft.com/en-us/privacystatement)
- [Microsoft Accessibility](https://www.microsoft.com/en-us/accessibility/office?activetab=pivot_1%3apprimaryr2)  (https://www.microsoft.com/en-us/accessibility/office?activetab=pivot_1%3apprimaryr2)
- PlayPosit
 - [PlayPosit Privacy Policy](https://api.playposit.com/privacy/)  (https://api.playposit.com/privacy/)
 - [PlayPosit Accessibility](https://go.playposit.com/accessibility)  (https://go.playposit.com/accessibility)
- Sonic Foundry (Mediasite Streaming Video Player)
 - [Sonic Foundry Privacy Policy](https://sonicfoundry.com/privacy-policy/)  (https://sonicfoundry.com/privacy-policy/)
 - [Sonic Foundry Accessibility](https://mediasite.com/wp-content/uploads/Mediasite-7-Content-Accessibility.pdf)  (https://mediasite.com/wp-content/uploads/Mediasite-7-Content-Accessibility.pdf) (PDF)
- YouTube (Google)
 - [YouTube \(Google\) Privacy Policy](https://policies.google.com/privacy)  (https://policies.google.com/privacy)
 - [YouTube \(Google\) Accessibility](https://support.google.com/youtube/answer/189278?hl=en)  (https://support.google.com/youtube/answer/189278?hl=en)
- Zoom
 - [Zoom Privacy Policy](https://zoom.us/privacy)  (https://zoom.us/privacy)
 - [Zoom Accessibility](https://zoom.us/accessibility)  (https://zoom.us/accessibility)



Course Summary:

Date	Details	Due
	 Course Orientation Quiz (https://ufl.instructure.com/courses/497809/assignments/5939871)	due by 11:59pm
Sun Jan 14, 2024	 Introduction to Sport Ethics PlayPosit Playlist (https://ufl.instructure.com/courses/497809/assignments/5939893)	due by 11:59pm
	 How to Use PlayPosit (https://ufl.instructure.com/courses/497809/assignments/5939891)	due by 11:59pm
Wed Jan 17, 2024	 Introduce Yourself (https://ufl.instructure.com/courses/497809/assignments/5939879)	due by 11:59pm
Fri Jan 19, 2024	 Initial Self Assessment	due by 11:59pm

Date	Details	Due
	(https://ufl.instructure.com/courses/497809/assignments/5939892)	
Wed Jan 24, 2024	 Ethical Dilemma Overview (https://ufl.instructure.com/courses/497809/assignments/5939886)	due by 11:59pm
	 Ethical Theories, Morals, and Principles PlayPosit Playlist (https://ufl.instructure.com/courses/497809/assignments/5939887)	due by 11:59pm
Sun Jan 28, 2024	 Introduction to Ethics and Organizational Ethics Quiz (https://ufl.instructure.com/courses/497809/assignments/5939868)	due by 11:59pm
	 Organizational Ethics PlayPosit Playlist (https://ufl.instructure.com/courses/497809/assignments/5939897)	due by 11:59pm
Wed Feb 7, 2024	 Final Project Part 1: Lessons From Leaders (https://ufl.instructure.com/courses/497809/assignments/5939888)	due by 11:59pm
	 Ethical Decision Making (https://ufl.instructure.com/courses/497809/assignments/5939885)	due by 11:59pm
Sun Feb 11, 2024	 Ethical Theories, Morals, Moral Reasoning, and Development Quiz (https://ufl.instructure.com/courses/497809/assignments/5939877)	due by 11:59pm
	 Moral Reasoning and Development PlayPosit Playlist (https://ufl.instructure.com/courses/497809/assignments/5939895)	due by 11:59pm
Sat Feb 17, 2024	 Clarify Your Values (https://ufl.instructure.com/courses/497809/assignments/5939882)	due by 11:59pm
Sun Feb 18, 2024	 Sport Manager Playposit Playlist (https://ufl.instructure.com/courses/497809/assignments/5939902)	due by 11:59pm

Date	Details	Due
	 Values Quiz (https://ufl.instructure.com/courses/497809/assignments/5939869)	due by 11:59pm
	 Values PlayPosit Playlist (https://ufl.instructure.com/courses/497809/assignments/5939903)	due by 11:59pm
Wed Feb 21, 2024	 Exam 1 (https://ufl.instructure.com/courses/497809/assignments/5939875)	due by 11:59pm
Sat Feb 24, 2024	 University of Florida GatorEvals – Fall 2023 Mid-Term Evaluation Voluntary Opt-In (https://ufl.instructure.com/calendar?event_id=3012421&include_contexts=course_497809)	11:59pm
	 Final Project Part 2: Partner Assignment (https://ufl.instructure.com/courses/497809/assignments/5939889)	due by 11:59pm
Sun Mar 3, 2024	 Sport Managers, Athletes and Athletic Injuries Quiz (https://ufl.instructure.com/courses/497809/assignments/5939876)	due by 11:59pm
	 Athletes and Athletic Injuries PlayPosit Playlist (https://ufl.instructure.com/courses/497809/assignments/5939881)	due by 11:59pm
Sat Mar 9, 2024	 Media and Fan Behavior PlayPosit Playlist (https://ufl.instructure.com/courses/497809/assignments/5939894)	due by 11:59pm
Sun Mar 24, 2024	 Media & Fan Behavior; Sports Agents & Gambling Quiz (https://ufl.instructure.com/courses/497809/assignments/5939870)	due by 11:59pm
	 Sport Agents and Gambling PlayPosit Video (https://ufl.instructure.com/courses/497809/assignments/5939901)	due by 11:59pm

Date	Details	Due
Wed Mar 27, 2024	 Exam 2 (https://ufl.instructure.com/courses/497809/assignments/5939873)	due by 11:59pm
Sun Mar 31, 2024	 Arguments PlayPosit Video (https://ufl.instructure.com/courses/497809/assignments/5939880)	due by 11:59pm
Wed Apr 3, 2024	 PTI: Partner Assignment (https://ufl.instructure.com/courses/497809/assignments/5939898)	due by 11:59pm
Sun Apr 7, 2024	 Arguments; Race and Gender Quiz (https://ufl.instructure.com/courses/497809/assignments/5939874)	due by 11:59pm
	 Race and Gender PlayPosit Video (https://ufl.instructure.com/courses/497809/assignments/5939900)	due by 11:59pm
Fri Apr 12, 2024	 University of Florida GatorEvals – Fall 2023 Main Project (https://ufl.instructure.com/calendar?event_id=3012422&include_contexts=course_497809)	11:59pm
Sat Apr 13, 2024	 Ongoing Yellowdig Discussion (https://ufl.instructure.com/courses/497809/assignments/5939896)	due by 11:59pm
Sun Apr 14, 2024	 Discrimination and Intersectionality PlayPosit Video (https://ufl.instructure.com/courses/497809/assignments/5939883)	due by 11:59pm
Wed Apr 17, 2024	 Podcast Assignment (https://ufl.instructure.com/courses/497809/assignments/5939899)	due by 11:59pm
Sun Apr 21, 2024	 Discrimination & Intersectionality; Eligibility & Amateurism Quiz (https://ufl.instructure.com/courses/497809/assignments/5939872)	due by 11:59pm
	 Eligibility and Amateurism PlayPosit Video	due by 11:59pm

Date	Details	Due
	https://ufl.instructure.com/courses/497809/assignments/5939884	
Wed Apr 24, 2024	 Final Project Part 3: Field Interviews https://ufl.instructure.com/courses/497809/assignments/5939890	due by 11:59pm
Tue Apr 30, 2024	 Exam 3 https://ufl.instructure.com/courses/497809/assignments/5939878	due by 11:59pm